DS950说明书

成品尺寸：420*285mm

折页：风琴折+十字折



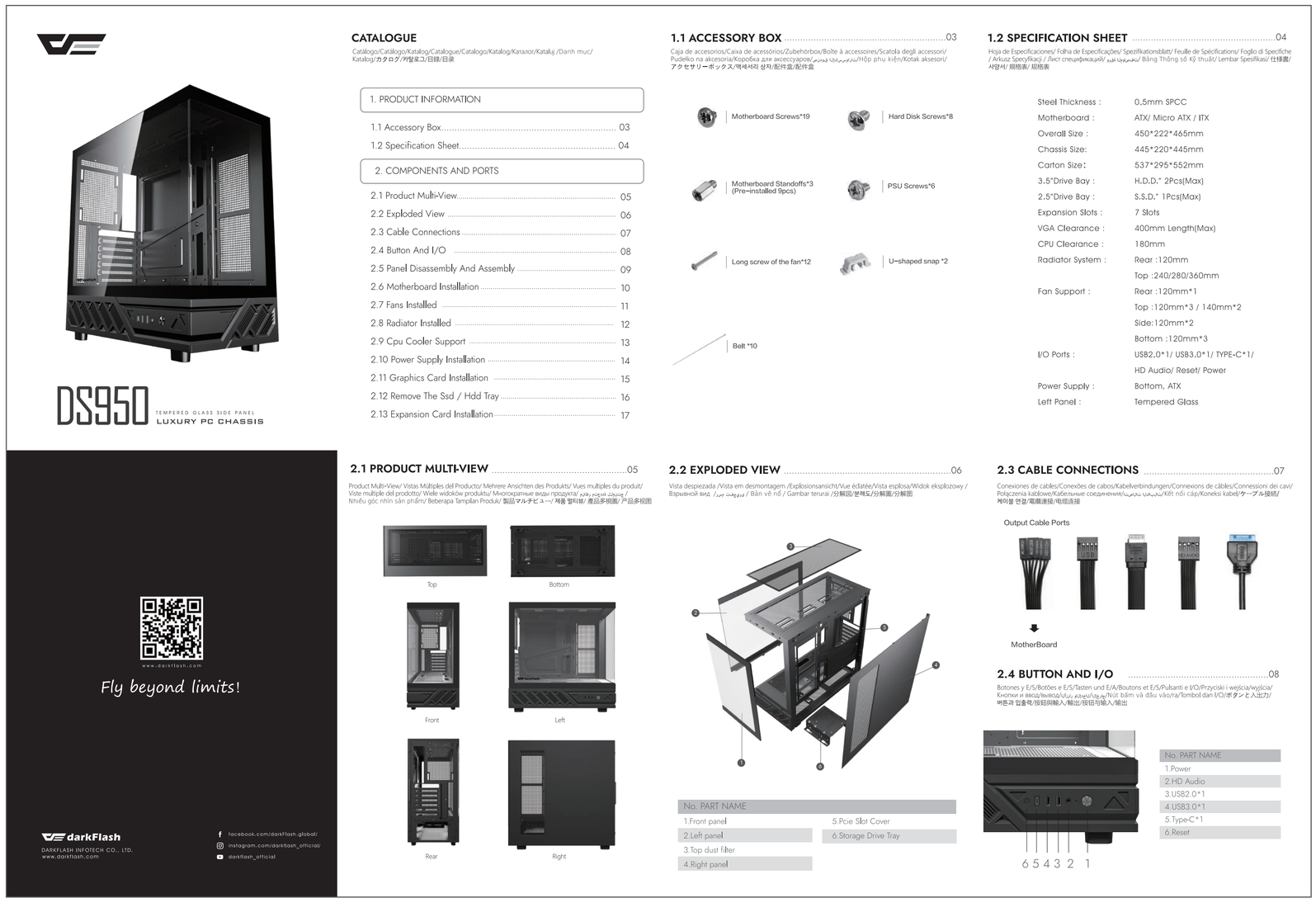

DS950 TEMPERED GLASS SIDE PANEL LUXURY PC CHASSIS

www.darkflash.com

Fly beyond limits!

darkFlash
DARKFLASH INFOTECH CO., LTD.
www.darkflash.com

facebook.com/darkFlash.global/
instagram.com/darkflash_official/
darkflash_official

CATALOGUE

Catálogo/Catálogo/Katalog/Catalogue/Catalogo/Katalog/Каталог/Katalij /Danh mục/ Katalog/カタログ/카탈로그/目録/目录

1. PRODUCT INFORMATION

1.1 Accessory Box 03
1.2 Specification Sheet 04

2. COMPONENTS AND PORTS

2.1 Product Multi-View 05
2.2 Exploded View 06
2.3 Cable Connections 07
2.4 Button And I/O 08
2.5 Panel Disassembly And Assembly 09
2.6 Motherboard Installation 10
2.7 Fans Installed 11
2.8 Radiator Installed 12
2.9 Cpu Cooler Support 13
2.10 Power Supply Installation 14
2.11 Graphics Card Installation 15
2.12 Remove The Ssd / Hdd Tray 16
2.13 Expansion Card Installation 17

1.1 ACCESSORY BOX 03

Caja de accesorios/Caixa de acessórios/Zubehörbox/Boîte à accessoires/Scatola degli accessori/ Pudełko na akcesoria/Коробка для аксессуаров/جعبه لوازم جانبی/Hộp phụ kiện/Kotak aksesori/ アクセサリーボックス/액세서리 상자/配件盒/配件盒

1.2 SPECIFICATION SHEET 04

Hoja de Especificaciones/ Folha de Especificações/ Spezifikationsblatt/ Feuille de Spécifications/ Foglio di Specifiche / Arkusz Specyfikacji / /Лист спецификаций/ مشخصات فنی/ Bảng Thông số Kỹ thuật/ Lembar Spesifikasi/ 仕様書/ 사양서/ 规格表/ 规格表

Steel Thickness :	0.5mm SPCC
Motherboard :	ATX/ Micro ATX / ITX
Overall Size :	450*222*465mm
Chassis Size:	445*220*445mm
Carton Size:	537*295*552mm
3.5"Drive Bay :	H.D.D." 2Pcs(Max)
2.5"Drive Bay :	S.S.D." 1Pcs(Max)
Expansion Slots :	7 Slots
VGA Clearance :	400mm Length(Max)
CPU Clearance :	180mm
Radiator System :	Rear :120mm Top :240/280/360mm
Fan Support :	Rear :120mm*1 Top :120mm*3 / 140mm*2 Side:120mm*2 Bottom :120mm*3
I/O Ports :	USB2.0*1/ USB3.0*1/ TYPE-C*1/ HD Audio/ Reset/ Power
Power Supply :	Bottom, ATX
Left Panel :	Tempered Glass

2.1 PRODUCT MULTI-VIEW 05

Product Multi-View/ Vistas Múltiples del Producto/ Mehrere Ansichten des Produkts/ Vues multiples du produit/ Viste multiple del prodotto/ Wiele widoków produktu/ Многократные виды продукта/ چندجهته مهندسی / Nhiều góc nhìn sản phẩm/ Beberapa Tampilan Produk/ 製品マルチビュー/ 제품 멀티뷰/ 產品多視圖/ 产品多视图

2.2 EXPLODED VIEW 06

Vista despiezada /Vista em desmontagem /Explosionsansicht/Vue éclatée/Vista esplosa/Widok eksplozowy / Взрывной вид /دیدچند جزء / Bản nổ / Gambar terurai /分解図/분해도/分解图

No.	PART NAME	No.	PART NAME
1.	Front panel	5.	Pcie Slot Cover
2.	Left panel	6.	Storage Drive Tray
3.	Top dust filter		
4.	Right panel		

2.3 CABLE CONNECTIONS 07

Conexiones de cables/Conexões de cabos/Kabelverbindungen/Connexions de câbles/Connessioni dei cavi/ Połączenia kablowe/Кабельные соединения/اتصالات کابلی/Kết nối cáp/Koneksi kabel/ケーブル接続/ 케이블 연결/電纜連接/电缆连接

2.4 BUTTON AND I/O 08

Botones y E/S/Botões e E/S/Tasten und E/A/Boutons et E/S/Pulsanti e I/O/Przyciski i wejścia/wyjścia/ Кнопки и ввод/вывод/پریز ورودی/خروجی/Nút bấm và đầu vào/ra/Tombol dan I/O/ボタンと入出力/ 버튼과 입출력/按鈕與輸入/輸出/按钮与输入/输出

No.	PART NAME
1.	Power
2.	HD Audio
3.	USB2.0*1
4.	USB3.0*1
5.	Type-C*1
6.	Reset



2.5 PANEL DISASSEMBLY AND ASSEMBLY 09

Panel disassembly and assembly/ Desmontaje y montaje de panel/ Desmontagem e montagem de painel / Panel demontage und montage/ Démontage et montage du panneau/ Smontaggio e montaggio del pannello/ Demontaż i montaż panelu/ Демонтаж и монтаж панелей/ پنل جدا و مونتاژ/Tháo lắp bảng điều khiển/ Pelepasan dan pemasangan panel/ パネルの取り外しと取り付け/ 패널 분해 및 조립/ 面板拆裝/ 面板拆装

Disassembly and assembly of the side glass panel

Front panel disassembly and assembly

Side panel disassembly and assembly

2.6 MOTHERBOARD INSTALLATION 10

Instalación de la placa base/Instalação da placa-mãe/Installation der Hauptplatine/Installation de la carte mère/ Installazione della scheda madre/Instalacja płyty głównej/Установка материнской платы/ نصب مادربورد/Lắp đặt bo mạch chủ/Pemasangan papan induk/マザーボードの取り付け/메인보드 설치/風扇安裝/主板安裝

2.7 FANS INSTALLED 11

Instalación de ventiladores/Instalação de ventiladores/Installation von Lüftern/Installation des ventilateurs/ Installazione delle ventole/Instalacja wentylatorów/Установка вентиляторов/ نصب فن/Lắp đặt quạt tản nhiệt/ Pemasangan kipas/ファンの取り付け/팬 설치/風扇安裝/风扇安装

2.8 RADIATOR INSTALLED 12

Instalación del radiador/Instalação do radiador/Installation des Kühlers/Installation du radiateur/ Installazione del radiatore/Instalacja chłodnicy/Установка радиатора/ نصب رادیاتور/Lắp đặt bộ tản nhiệt/ Pemasangan radiator/ラジエーターの取り付け/라디에이터 설치/散熱器安裝/散热器安装

2.9 CPU COOLER SUPPORT 13

CPU Cooler Support/ Soporte para Cooler de CPU /Suporte para Cooler de CPU/ CPU-Kühler-Unterstützung/ Support pour Cooler de CPU/ Supporto per Cooler CPU/ Wsparcie dla chłodnicy CPU/ Поддержка кулера для CPU/ پشتیبانی خنک کننده سی پی یو/ Hỗ trợ Cooler CPU/ Dukungan Cooler CPU/ CPU クーラー対応/CPU 쿨러 지원/CPU 散熱器支援/ CPU 散热器支持

CPU Clearance :180mm

2.10 POWER SUPPLY INSTALLATION 14

Instalación de la fuente de alimentación/Instalação da fonte de alimentação/Installation des Netzteils/ Installation de l'alimentation électrique/Installazione dell'alimentatore/Instalacja zasilacza/ Установка блока питания/تعویض و نصب منبع تغذیه/Lắp đặt nguồn điện/Pemasangan power supply /電源ユニットの取り付け/파워 서플라이 설치/電源供應器安裝/电源安装

2.11 GRAPHICS CARD INSTALLATION 15

Instalación de la tarjeta gráfica/Instalação da placa gráfica/Installation der Grafikkarte/Installation de la carte graphique/ Installazione della scheda grafica/Instalacja karty graficznej/Установка видеокарты/نصب کارت گرافیک/ Lắp đặt card đồ hoạ/Pemasangan kartu grafis/グラフィックカードの取り付け/그래픽 카드 설치/顯示卡安裝/显卡安装

Disassemble the PCIE card

VGA Clearance : 400mm Length(Max)

2.12 REMOVE THE SSD / HDD TRAY 16

Retira la bandeja del SSD/HDD/Remova a bandeja do SSD/HDD/Entfernen Sie das SSD/HDD-Fach/ Retirez le plateau du SSD/HDD/Rimuovere il vassoio SSD/HDD/Wyjmij tacę SSD/HDD/Снимите лоток для SSD/ HDD/برداشتن SSD/HDD/Tháo khay SSD/HDD/Lepaskan baki SSD/HDD/SSD/HDD トレイを取り外す/ SSD/HDD 트레이 제거하기/移除 SSD/HDD 托盤/移除 SSD/HDD 托盘

Remove the screws

2.13 HARD DISK INSTALLATION 17

Instalación de Disco Duro/ Instalação de Disco Rígido/ Festplatteninstallation/ Installation de Disque Dur/ Installazione di Disco Rigido/ Instalacja Dysku Twardego/ Установка Жёсткого Диска / نصب هارد دیسک/ Cài đặt Đĩa Cứng/ Instalasi Hard Disk/ ハードディスクの取り付け/ 하드디스크 설치/ 硬碟安裝/ 硬盘安装

HDD x 2

HDD x 1 + SSD x 1